



July 22, 2024

Christopher Yuen
Community Development Director
City of Essex Junction
2 Lincoln Street
Essex Junction, Vermont 05452

RE: Environmental Sound Monitoring – Counting Crows Concert

Dear Mr. Yuen;

Vermont Air Testing Services (VATS) was retained by the City of Essex Junction to perform perimeter environmental sound monitoring at the Champlain Valley Exposition (CVE) for selected outdoor events held at the facility throughout the 2024 summer concert and fair season. Sound monitoring was performed using two Quest Technologies Sound Pro DL Type II integrating/logging sound level meters (SLM) setup to collect broadband sound level readings. The two SLMs used for the monitoring were configured to log average sound pressure levels every 5 seconds in the broadband or A-weighted scale. Both meter's microphones were fitted with a windscreen to minimize wind disturbance. Each meter was calibrated to a 114 decibel (dB) tone prior to the monitoring event and the calibration was checked following the sound monitoring event.

Two SLMs were deployed for the Counting Crows Concert event held in the Midway area at the CVE facility on July 16, 2024. Both the east and west fence-line boundaries were monitored for sound levels. The east boundary meter was located approximately 200 feet south of the Green Gate along the fence line, behind the Midway stage. The west boundary meter was located along the fence-line behind the Blue-Ribbon Pavilion building with direct-line of sight to the concert stage. The concert was approximately a 1.5-hour event with the music beginning at approximately 9:45 pm on the Midway stage, which was oriented to the western property line. Both SLMs began collecting sound data prior to the beginning of the show until its conclusion.

The weather for the Tuesday night show was cloudy skies with a short period of light rain towards the end of the show. The winds were out of the west up to 7 mph and temperatures in the low 70's throughout the event. Sound monitoring along both the eastern and western boundaries began at approximately 9:00 pm and the sound monitoring concluded after the show ended at 11 pm. Both meters monitored the sound levels continuously throughout the event from the beginning of the concert to its conclusion. The sound monitoring data is presented for both meters in the attached charts and a summary of the monitoring data is provided below.

The maximum allowable hourly average sound level is established at 78 dBA with the maximum 5-minute average sound level set at 83 dBA. The table below presents the SLM east property line hourly average sound data, the maximum measured sound level, and the time duration of sound levels above maximum allowable sound level in minutes.

Table 1: East Property Line Data

	Hour 1	Hour 2	Hour 3
Hourly Average (dBA)	66.6	66.1	57.1
Max Sound Level (dBA)	74.1	74.9	59.9
Time Above Max Level (min)	0.0	0.0	0.0

The data presented above indicates the hourly average sound limits were not exceeded at any time during the concert event. The maximum sound level was not exceeded along the east property boundary throughout the event. The maximum sound limit is defined as a sustained maximum five-minute average in the established sound criteria limits (83 dBA).

The west property line sound monitoring data is presented below in the same manner as the east property line data above.


Table 2: West Property Line Data

	Hour 1	Hour 2
Hourly Average (dBA)	62.0	62.2
Max Sound Level (dBA)	72.9	91.1
Time Above Max Level (min)	0.0	0.1

The data listed above indicates the west side property line sound levels were all below the 78 dBA average limit during the concert monitoring event. The maximum sound levels were also maintained below the 83 dBA limit. There was one 5-second data point that recorded a 91.1 dBA sound level, although other data points around this one elevated reading were at or below 75 dBA without exception.

The sound level data is presented in attached charts for the SLMs used during the Counting Crows Concert event held on July 16, 2024. The sound levels measured throughout the event did not exceed the established sound level criteria without exception. The established sound level criteria used for monitoring outdoor events held at the Champlain Valley Exposition are defined in the Noise Indemnification Agreement between the Champlain Valley Exposition and the City of Essex Junction.

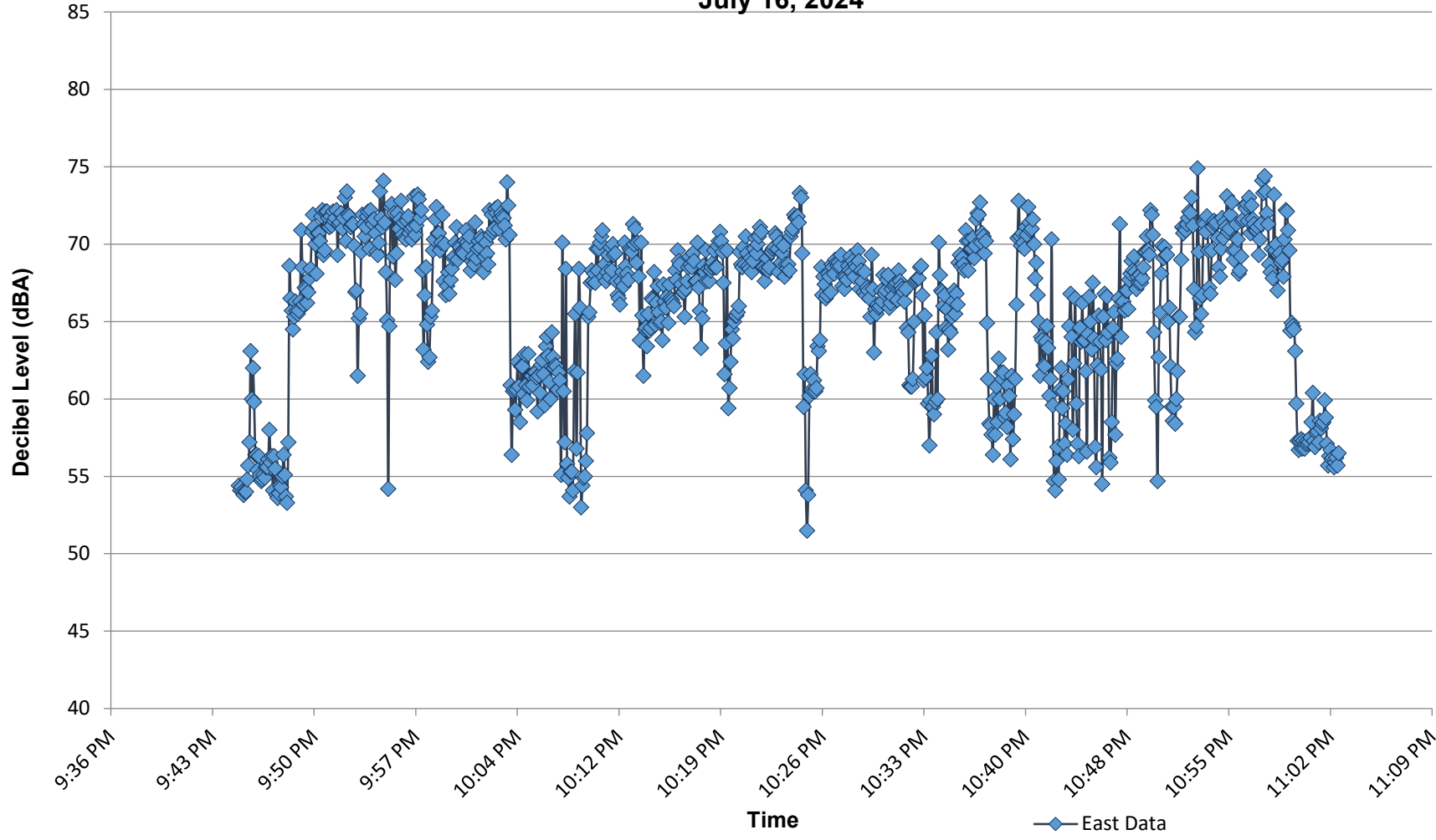
Best regards,



Principal

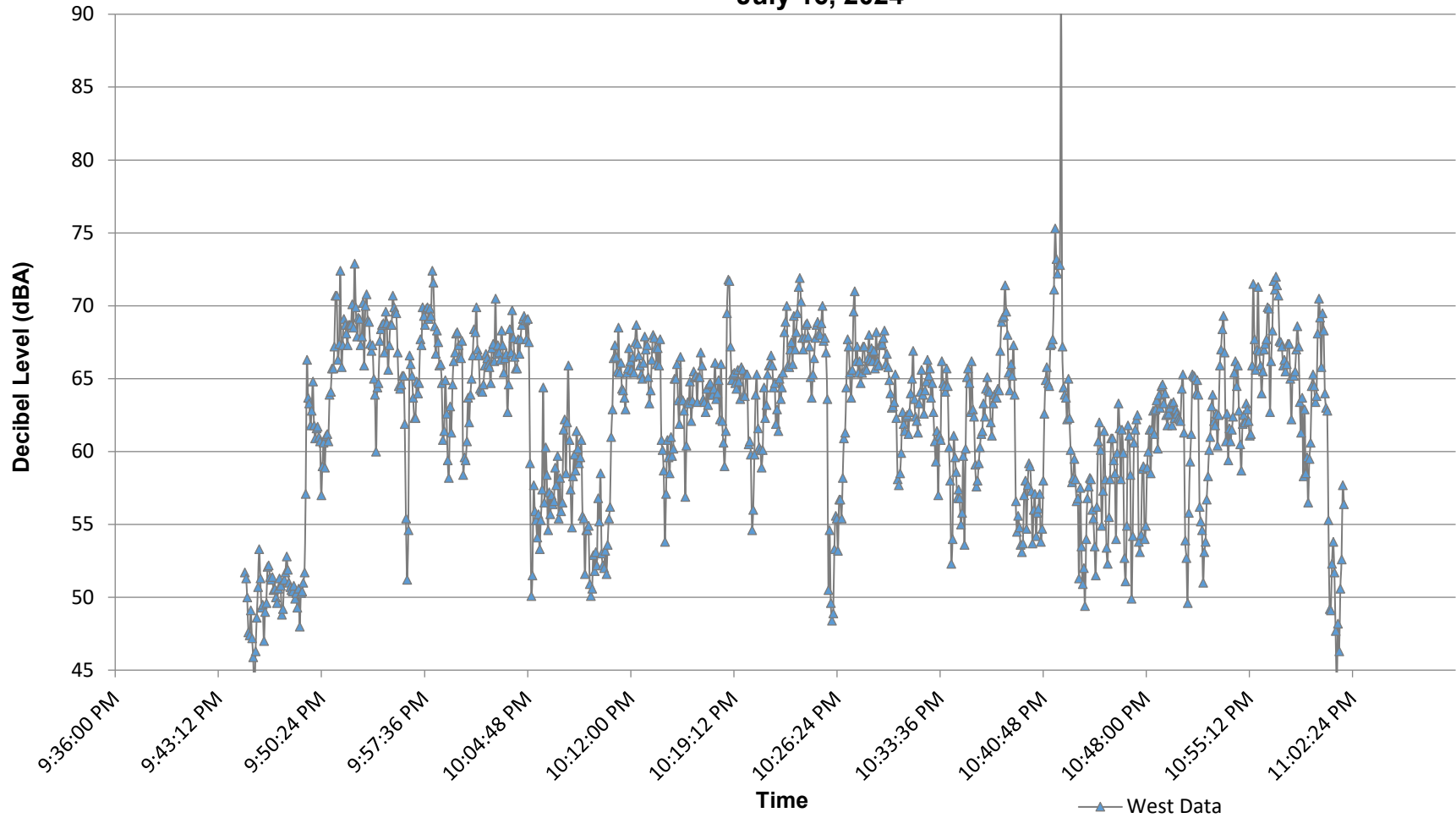
C:\Vermont Air Testing Services\Projects\Champlain Valley Exposition\2024\Counting Crows Concert 2024.docx

**Champlain Valley Exposition
 Counting Crows Concert - East Boundary Sound Monitoring
 July 16, 2024**



	Hour 1	Hour 2	Hour 3
Hourly Avg	66.6	66.1	57.1
Max Levels	74.1	74.9	59.9
Exceeding Limit (min)	0.0	0.0	0.0

**Champlain Valley Exposition
Counting Crows Concert - West Boundary Sound Monitoring
July 16, 2024**



	Hour 1	Hour 2
Hourly Avg	62.0	62.2
Max Levels	72.9	91.1
> 83 dBA (sustained time > 83 dB, in minutes)	0.0	0.1