

AGENDA
Police Community Advisory Board
Regular Meeting Agenda
Tuesday, December 19, 2023 – 6:00 pm
81 Main St., Essex Junction, VT 05452

This meeting will be in person and online. Available options to watch or join the meeting:

- [Join online: Microsoft Teams ID: 267 751 285 914; Passcode: H7ukvs](#)
- [Join calling: \(toll free audio only\): 1-802-377-3784; Phone Conference ID: 213 057 884#](#)

Welcome –

1. CALL TO ORDER

2. AGENDA ADDITIONS/CHANGES

3. APPROVE AGENDA

4. PUBLIC TO BE HEARD

- a. Comments from the public on items not on the agenda.

5. BUSINESS ITEMS

- a. Cpl. Ryon Sorrell – Use of Force/ TASER Instructor for Essex Police Department.
Sgt. Michael Chistolini – Essex Police Department.
- b. Police Community Advisory Board – Work Plan for 2024.
- c. Attendance Expectations.

6. CONSENT ITEMS

- a. Approve minutes: October 17, 2023.
- b. Approve minutes: November 21, 2023.

7. READING FILE

- a. Essex Police Department – Response to Resistance Policy.
- b. Vermont Criminal Justice Council – Use of Force Continuum.
- c. Future Police Community Advisory Board Meeting Themes.

8. ADJOURN

This agenda is available in alternative formats upon request. Meetings of the Police Community Advisory Board, like all programs and activities of the Town of Essex, are accessible to people with disabilities. For information on accessibility or this agenda, call the Community Affairs Liaison at 802.857.0083.

**POLICE COMMUNITY ADVISORY BOARD
REGULAR MEETING
MINUTES OF MEETING - DRAFT
OCTOBER 17, 2023**

POLICE COMMUNITY ADVISORY BOARD: Gwendolyn Evans, Arthur Bergeron, Leo Duque, Christina Hagestad, Dan Maguire, Ta-Tanisha Redditta (Advisor), Jody Kamon (Advisor).

Absent: Guillamue Teganyi

STAFF: Anthony Jackson-Miller (Community Affairs Liaison-Essex Police Department)

ADMINISTRATION: Ron Hoague (Police Chief) - Absent.

OTHERS PRESENT: NONE

1. CALL TO ORDER

Board Chair Leo Duque called the meeting to order at 6:05pm.

2. AGENDA ADDITIONS/CHANGES

Board Chair Leo Duque proposed and the Board adopted a change in sequence to first fill the Secretary position. Dan Maguire was nominated and elected Secretary by the Board.

Anthony Jackson-Miller advised of a memo dated 10/13/23 in the Board's packet related to the creation of separate CAB email addresses for Board members versus personal email. The board continued to be receptive to the creation and efficacy of CAB email addresses.

3. AGENDA APPROVAL

Agenda Approved. Minutes from the September 26, 2023 meeting were approved as submitted.

4. PUBLIC TO BE HEARD

No public comments to be heard.

5. BUSINESS ITEMS

a. *Howard Center Community Outreach FY23 Annual Report.*

Anthony Jackson-Miller presented a slide show. Statistics of police involvements included surrounding towns however Essex has the most contacts per town. Arthur Bergeron requested a clearer breakdown of the comparative town statistics and Anthony Jackson-Miller would try to assist. Regarding Community Outreach, Advisor Jody Kamon questioned the determination of "who initiated the call" and what "police initiated" means in this context. The board discussed "police interactions" in this context generally. Anthony Jackson-Miller referred Jody Kamon and the board to the Howard Center's Supervisor for Community Outreach, Hannah Toof, for more detail.

b. *EPD Crime Stats FY24 Quarter 1.*

Anthony Jackson-Miller presented a slide show with statistical data to include "calls for service" and "use of force" specifically related to Essex Police Department. The board learned that racial determinations of suspects and others are judgment calls officers make on-scene. The board learned that for the purposes of logging racial statistics officers are confined to "black, white, asian, native american and hispanic". The board also learned that individuals who are Iranian or Iraqi are identified as "white".

Additionally, when making determinations about gender officers are confined to “male, female and transgender”. Anthony Jackson-Miller advised that any changes would need to come from our local legislative representatives acknowledging the system was flawed but for now this is what we have.

Several board members expressed an interest in inviting Tabitha Moore to present and engage with the Board on the above referenced topics and related issues. Anthony Jackson-Miller advised that at some point that would be occur.

c. Individual PCAB Email Memo.

Anthony Jackson-Miller advised of a memo dated 10/13/23 in the Board’s packet related to the creation of separate CAB email addresses for Board members versus personal email. The board continued to be receptive to the creation and efficacy of CAB email addresses.

d. Police Citizen’s Academy/Maple Street Park Halloween Event 10/28/2023.

Anthony Jackson-Miller advised the Board about the 8-week Citizen’s Academy certificate program starting 10/30/23 as well as the EPD presence at this year’s Halloween event.

6. CONFIRMATION OF TOPICS FOR NEXT MEETINGS AGENDA

Board Chair Duque offered to reach out to board member Guillamue Teganyi. The Board had expressed concern that Guillamue Teganyi had missed the last two meetings and what that might mean going forward should he be unable or unwilling to serve.

Anthony Jackson-Miller requested that if the Board members wanted to include next meeting agenda items that they should be submitted no later than noon on November 17 in advance of the November 21 meeting. He also noted the Board to look for Agenda and Minutes the Friday before the next meeting.

7. ADJOURN

Christine Hagestad made a motion to adjourn which was unanimously seconded by the Board. The meeting adjourned at 7:30pm.

Respectfully submitted,

Dan Maguire
CAB Secretary

POLICE COMMUNITY ADVISORY BOARD
November 21, 2023
POLICE COMMUNITY ADVISORY BOARD
REGULAR MEETING
MINUTES OF MEETING - DRAFT
NOVEMBER 21, 2023

POLICE COMMUNITY ADVISORY BOARD: Gwendolyn Evans (remote), Christina Hagestad, Dan Maguire, Jody Kamon (Advisor).

Absent: Guillamue Teganyi, Arthur Bergeron, Leo Duque, Ta-Tanisha Redditta (Advisor)

STAFF: Anthony Jackson-Miller (Community Affairs Liaison-Essex Police Department)

ADMINISTRATION: Ron Hoague (Police Chief) - Absent.

OTHERS PRESENT: Lorraine Zalume (community member), Hannah Toof Howard Center Community Outreach), Tabitha Moore, John Dunn (Sargent EPD)

1. CALL TO ORDER

Vice-Chair Christina Hagestad called the meeting to order at 6:07pm.

2. AGENDA ADDITIONS/CHANGES

3. AGENDA APPROVAL

Agenda Approved. Minutes from the October 17, 2023 meeting submitted but not approved as the board did not have a quorum.

4. PUBLIC TO BE HEARD

Community member Lorraine Zalume addressed the board with concerns related to her son's recent untimely fentanyl overdose death and her subsequent interactions with Burlington law enforcement and other public safety authorities. Ms. Zalume expressed concerns related to how she was treated by those authorities, that "no one has a plan" for dealing with a mounting number of overdose deaths and her intention to "go public" about these and related issues. Vice-Chair Hagestad acknowledged Ms. Zalume's frustration and grief and thanked her for sharing her concerns and that the board was supportive and would be open to further conversation going forward.

5. BUSINESS ITEMS

a. Howard Center Community Outreach Supervisor Hannah Toof

Hannah Toof engaged the board relative to what the community outreach team does. The board learned that 9 towns are served and the outreach team works collaboratively with First Call, in addition to clinical backup services, behavioral intervention with children, substance abuse and crises de-escalation. Ms. Toof shared her email address and printed materials.

b. Tabitha Moore, Consultant

Tabitha Moore spoke with the board about fairness in policing and her ongoing work with EPD toward that goal. She discussed data collection and racial disparities in policing. She discussed the creation of the PCAB and referenced the 2021 "Essex Best Report". She acknowledged the EPD are "called for too much" and blamed the "dearth of services" as a contributor. Ms. Moore answered questions from the board as to how the PCAB could be most effective going forward and made herself available for consult going forward.

c. Sgt. John Dunn, Essex Police

Sgt. Dunn addressed the board and answered questions about the fairness in policing policy presently in place.

6. CONFIRMATION OF TOPICS FOR NEXT MEETINGS AGENDA

Anthony Jackson-Miller advised the next meeting will focus on use of force policy and practice.

The board will also discuss what the procedure will be to replace board members.

requested that if the Board members wanted to include next meeting agenda items that they should be submitted no later than noon on November 17 in advance of the November 21 meeting. He also noted the Board to look for Agenda and Minutes the Friday before the next meeting.

7. ADJOURN

Christina Hagestad made a motion to adjourn which was unanimously seconded by the Board. The meeting adjourned at 7:43pm.

Respectfully submitted,
Dan Maguire
CAB Secretary

ESSEX POLICE DEPARTMENT

Operational Directive



05/25/95, 05/01/00, 09/28/03, 02/23/07 03/03/10, 06/10/20, 01/01/21, 10/01/21	Number: 2.5.1
FORCE Response to Resistance	<input type="checkbox"/> New <input checked="" type="checkbox"/> Amends <input type="checkbox"/> Rescinds 2.5.1 / 2.5.2 / 2.5.3 / 2.5.4 / 2.5.5
Authorized Signature: _____ Chief of Police	
<i>This is a statewide use of force policy created pursuant to Executive Order 03-20. This policy is a guide and shall not be construed as creating any substantive or procedural rights enforceable at law by any party in any civil, criminal, or administrative matter. It only applies in internal agency or Criminal Justice Council proceedings, as appropriate. This policy shall not be construed as creating a higher legal standard of care with respect to third party claims. This policy and its appendices are subject to the considerations in this introduction as well as the definitions that follow, and shall be construed consistent with any law governing the use of force, including 20 V.S.A. § 2368.</i>	
Date Implemented: 10/01/2021	Review Date: 01/01/2023

1.0 INTRODUCTION

Every law enforcement officer in Vermont is committed to upholding the Constitution, as well as the laws of the United States and Vermont, while defending the civil rights and dignity of all persons. Whenever possible, police seek to accomplish lawful objectives through cooperation with the public and with minimal reliance on physical force to overcome resistance.

There are times when use of force against a citizen is unavoidable. In these cases, the decision to use force should not be undertaken lightly and the facts and circumstances of each case must be evaluated carefully and thoroughly. Many times, this analysis must be made in a split second under tense and rapidly evolving circumstances.

While force is used in response to a subject's behavior, officers should recognize that their own conduct can contribute to the need to use force. Whenever feasible and safe for all involved, officers should seek to use de-escalation techniques, which include effective communication skills and use of available resources to reduce the need to use force.

Nothing in this policy should be construed to require officers to assume unreasonable risks in the performance of their duties. The safety of the officer(s) and the public is paramount. Officers who fail to use timely and adequate force when it is necessary may endanger themselves, the community and fellow officers. Conversely, officers who use unreasonable force degrade the community's confidence in the police and expose themselves and the agency to legal risks.

2.0 POLICY STATEMENT

This agency believes in the sanctity of every human life and in the value of de-escalation and effective communication. When force is necessary to bring an event or incident under control, officers will use only objectively reasonable force to accomplish lawful objectives.

3.0 TABLE OF CONTENTS

- 4.0 Definitions
- 5.0 Considerations prior to force being used
- 6.0 Less lethal force
- 7.0 Lethal force
- 8.0 Duty to Intervene
- 9.0 Duty of Care
- 10.0 Reporting & Supervisory Review
- 11.0 Administrative Investigation
- 12.0 Training
- 13.0 Appendix A – Lethal force post-incident procedures and statewide policy on review of Body Worn Camera recordings following lethal force incidents
- 14.0 Appendix B – Administrative Warning for use of Aerosol Agents
- 15.0 Appendix C – Minimum requirements for Use of Force Reporting
- 16.0 Appendix D – Use of Force Guidelines for Interacting with Persons Known to be Experiencing or Perceived to be Experiencing Mental Impairment
- 17.0 Appendix E – Police Use of Military Equipment

4.0 DEFINITIONS

- 4.1 **Active resistance** – A subject using physical activity to resist or take affirmative action to defeat an officer's ability to take them into custody or to seize them, but the subject's actions would not lead a reasonable officer to perceive a risk of physical injury to themselves, the subject, or a third person. Examples of active resistance include pulling away, escaping or fleeing, struggling and not complying on physical contact.
- 4.2 **Passive resistance** – A subject who takes no affirmative action to defeat police efforts to make an arrest but who does not respond to verbal commands and may refuse to move by sitting down, acting as "dead weight" or similar.
- 4.3 **Active aggression** – Behavior that an objectively reasonable officer would believe creates an imminent risk of physical injury to the subject, officer, or third party, but would not lead a reasonable officer to perceive a risk of death or serious bodily injury. Examples include an attack

on an officer, strikes, wrestling, undirected strikes with injury potential, kicking, shoving, punching, and other words or behavior indicating that such actions are imminent.

- 4.4 **Deadly force** – Any use of force that creates a substantial risk of causing death or serious bodily injury.¹ Also referred to as lethal force.
- 4.5 **De-escalation** – Actions used by officers, when safe and feasible without compromising law-enforcement priorities, that seek to minimize the likelihood of the need to use force during an incident and increase the likelihood of gaining voluntary compliance from a subject. This generally refers to the act of moving from a state of high tension to a state of reduced tension. Common de-escalation techniques include deliberately slowing the progression of law enforcement actions, using barriers, cover and distance, as well as communicating in a calm, clear manner, using active listening skills and asking open ended questions. When appropriate *and available*, officers should consider calling in and relying on resources, such as crisis teams or embedded social workers, to assist in de-escalating a situation.
- 4.5 **Force** – Physical coercion employed by a law enforcement officer to compel a person’s compliance with the officer’s instructions.² For the purpose of this policy, this includes all law enforcement actions beyond compliant handcuffing.
- 4.6 **Imminent threat of death or serious bodily injury** – Based on the totality of the circumstances, a reasonable officer in the same situation would believe that a person has the present ability, opportunity and apparent intent to immediately cause death or serious bodily injury to the law enforcement officer or another person. An imminent threat is not merely a fear of future harm, no matter how great the fear and no matter how great the likelihood of harm, but is one that, from appearances, must be immediately addressed and confronted.³
- 4.7 **Intervene** – To come between, whether physically or verbally, to prevent or alter a result or course of events.
- 4.8 **Law enforcement officer** – Shall have the same meaning as 20 VSA 2351a,⁴ used interchangeably with “officer.”
- 4.9 **Necessary** – When a reasonable officer with the same information and in the same situation would conclude that no reasonably effective alternative appears to exist.
- 4.10 **Objectively reasonable** – Whether the decision by a law enforcement officer to use force was objectively reasonable shall be evaluated from the perspective of a reasonable officer in the same situation, based on the totality of the circumstances. A law enforcement officer’s failure to use feasible and reasonable alternatives to force shall be a consideration for whether its use was objectively reasonable. The calculus of reasonableness must allow for the fact that police officers are often forced to make split-second decisions about the amount of force that is necessary in a particular situation, in circumstances that are tense, uncertain, dynamic and rapidly evolving.

¹ H.145 language (a)(2)

² H.145 language (a)(3)

³ H.145 language (a)(4)

⁴ H.145 language (a)(5)

Factors to be considered in determining the objective reasonableness of force include, but are not limited to:

- 4.10.1 The seriousness of the crime or suspected offense;
- 4.10.2 The level of threat or resistance presented by the subject(s) (e.g. proximity to weapons, potential for escape, availability of other resources or officer backup);
- 4.10.3 Whether the subject was posing an immediate threat to officers or a danger to the community;
- 4.10.4 The potential for injury to citizens, officers or subjects (e.g. levels of exhaustion, relative size, strength, skill level, age of suspect versus officer as well as number of officers versus subject(s)).

- 4.11 **Chokehold** – means the use of any maneuver on a person that employs a lateral vascular neck restraint, carotid restraint, or other action that applies any pressure to the throat, windpipe, or neck in a manner that limits the person’s breathing or blood flow.⁵
- 4.12 **Proportional** – To be proportional, the level of force applied must reflect the totality of circumstances surrounding the situation at hand, including the nature and immediacy of any threats posed to officers and others. Officers must rely on training, experience, and assessment of the situation to decide an appropriate level of force to be applied. Reasonable and sound judgment will dictate the force option to be employed. Proportional force does not require officers to use the same type or amount of force as the subject. The more immediate the threat and the more likely that the threat will result in death or serious physical injury, the greater the level of force that may be proportional, objectively reasonable, and necessary to counter it.
- 4.13 **Totality of the circumstances** – means the conduct and decisions of the law enforcement officer leading up to the use of force and all facts known to the law enforcement officer at the time, including the conduct of the person or persons involved.⁶

5.0 CONSIDERATIONS PRIOR TO FORCE BEING USED

- 5.1 The authority of law enforcement to use physical force is a serious responsibility that shall be exercised judiciously and with respect for human rights and dignity and with sanctity for every human life. Every person has a right to be free from excessive force by officers acting under authority of the State.⁷ The decision by a law enforcement officer to use force shall be evaluated carefully and thoroughly, in a manner that reflects the gravity of that authority and the serious consequences of the use of force by law enforcement officers, in order to ensure that officers use force consistent with law and with agency policies.⁸ Agencies shall provide officers with training, clear policy guidelines and supervision on use of force consistent with law and policy.
- 5.2 Use of force is intended only to control behaviors and situations while accomplishing a lawful purpose. It is never intended to be punitive. Officers must constantly re-assess the totality of the circumstances in any encounter where force is necessary to gain compliance from an individual.

⁵ H.145 language (a)(1)

⁶ H.145 language (a)(6)

⁷ H.145 language (b)(3)

⁸ H.145 language (b)(4)

- 5.3 A law enforcement officer shall use only the force objectively reasonable, necessary and proportional to effect an arrest, to prevent escape or to overcome resistance of a person the officer has reasonable cause to believe has committed a crime or to achieve any other lawful law enforcement objective.⁹ Whenever feasible, officers shall allow individuals reasonable time to submit to arrest or detention before force is used.
- 5.4 When possible, officers shall use de-escalation tactics. This includes taking action or communicating verbally or non-verbally during a potential force encounter in an attempt to stabilize the situation, reduce the likelihood that force will be necessary and increase the likelihood of cooperation from the person. The goal of de-escalation is to reduce the immediacy of a threat so that more time, options, and resources can be called upon to resolve the situation without force or with a reduction in the amount of force necessary. This commitment to de-escalation means that officers should not knowingly create exigency or take actions that may increase the likelihood of force becoming necessary.
- 5.5 De-escalation may include the use of such techniques as scene management; calm, respectful and clear communication; use of warnings; verbal persuasion; deliberately slowing the progression of law enforcement actions; creating more space between the officer and person; using cover or barriers; and team tactics. Even as a use of force encounter is happening, de-escalation must be re-evaluated so that if the level of resistance offered by the subject goes down, so should the officer's response.
- 5.6 Special situations: Appendix D provides guidelines for interacting with persons experiencing mental impairment. When a law enforcement officer knows that a subject's conduct is the result of a medical condition, mental impairment, developmental disability, physical limitation, language barrier, drug or alcohol impairment, or other factor beyond the subject's control, the officer shall take that information into account in determining the amount of force appropriate to use on the subject, if any.¹⁰ This is especially important when responding to calls for service that are non-criminal in nature such as a welfare check or a known mental health crisis.
- 5.7 Police use of force is in response to behaviors, and the underlying cause of those behaviors may not always be apparent during a police-citizen encounter. Some people with mental and physical impairments may be unable to comply with police requests for reasons beyond their control. Intoxicated or otherwise impaired individuals may also have a compromised ability to understand or comply with commands from police. When officers have knowledge of these disabilities or conditions, they should factor this knowledge into their response to these individuals, so long as it is safe to do so. When time allows during interactions with such persons, officers should emphasize de-escalation as well as the ability to use time and physical distance to reduce the likelihood of force being necessary.

6.0 LESS LETHAL FORCE

- 6.1 The dynamics of all encounters are unique. It is impossible to attempt to categorize and define the levels of force appropriate in any given situation or set of variables. When an officer determines that use of force is necessary and appropriate, the officer shall utilize objectively reasonable force. Officers should modulate their use of force as resistance changes.

⁹ H.145 language (b)(2)

¹⁰ H.145 language (b)(5)

- 6.2 In determining whether a particular use of force is objectively reasonable, the officer must consider:
- 6.2.1 The seriousness of the offense the officer believes the subject is involved in;
 - 6.2.2 Whether or not the subject poses an immediate physical threat to the officer or others;
 - 6.2.3 The degree of the threat posed by the subject;
 - 6.2.4 Whether the subject is actively resisting or attempting to evade arrest/detention by flight;
 - 6.2.5 Whether the totality of the circumstances justifies the officer's response.
- 6.3 Agencies shall provide officers with a range of force options and appropriate training or certification on these tools or techniques. Not all agencies will have the same force options. Officers may only carry tools/weapons that are approved by the agency and for which they have been trained. Officers must comply with all training requirements of the Vermont Criminal Justice Council. Agencies must provide policy guidance on the use of agency-approved tools or weapons. Improvised tools as described in section 6.7.4 below are not subject to the approval and training in this paragraph.
- 6.4 Officers are responsible for visually inspecting their issued equipment prior to each shift and testing any equipment consistent with training and manufacturer's recommendations. Any equipment that the officer knows is not functioning properly shall not be used.
- 6.5 When an officer meets resistance in the performance of lawful duties, reasonable attempts to inform the subject of the reason the officer is taking relevant actions should be made. To the extent feasible, persuasion and de-escalation should be used and officers should take reasonable steps to provide accessible, effective communication.
- 6.6 When a subject is not compliant, response to resistance can be addressed by "empty-hand" techniques or in some circumstances, using tools designed to bring a situation under control. Examples of empty-hand techniques include:
- 6.6.1 **Officer Presence/Verbal Commands/Persuasion:** While not a use of force, officer presence and communication can be an effective way to control a situation. Officers should use effective communication skills when practical. Persuasion may occur by a show of authority either by a uniform presence or obvious identification as a police officer. Verbal and non-verbal commands should be given to direct and let the subject know what is expected of them. Officers should document their verbal orders regarding arrest, investigative detention, or protective custody, verbal warnings regarding non-compliance and the results. The subject should be informed as to the reason for detention as soon as practical.
 - 6.6.2 The option of officer presence and verbal commands should not be construed to suggest that an officer risk losing control of a situation, or potentially endanger the safety of themselves or others, where the use of escalated force is the proper choice.

6.6.3 **Control/Restraint (including soft empty-handed control Techniques):** Officers

May use a variety of techniques in accordance with their training to gain compliance of passively or actively resistant subjects including but not limited to techniques using their hands, elbows, arms, legs and bodies.

6.7 Common tools used in police use of force include:

6.7.1 **Aerosol Agents:** Aerosol Agents are designed to respond to various threat levels and may be utilized to address subjects who are actively resisting. When an aerosol agent has been used an officer shall, as soon as practical, provide the subject with the Administrative Warning form (See Appendix B) in preparation for providing care for the individual contaminated by the product. Decontamination should occur as soon as practical following the application of an aerosolized agent.

6.7.2 Oleoresin Capsicum (OC) 10% solution is an example of an aerosol agent used by some departments. It may be issued in one of several delivery systems including individual “fog” spray, or individual “stream” spray, or a crowd control “fog” system. The crowd control “fog” system may be used in special circumstances and must be authorized by the Officer in Charge.

6.7.3 **Conducted Energy Weapon (CEW):** “A less-lethal law enforcement device that delivers an electrical pulse to the body of a subject in either a “drive stun” or “probe” mode. When used in “probe mode” the device discharges two probes that remain connected to the CEW via wire and which upon impact deliver an electrical pulse designed to temporarily incapacitate that subject. When used in “drive stun” mode, the device makes direct contact with and delivers an electrical pulse to the body of a subject but does not result in the same temporary incapacitation of a subject as when used in “probe” mode. CEWs include “Electronic Control Devices” which are defined at 20 V.S.A. § 2367(a)(1) as “device[s] primarily designed to disrupt an individual’s central nervous system by means of deploying electrical energy sufficient to cause uncontrolled muscle contractions and override an individual’s voluntary motor responses.”

6.7.3.1 An Electric Control Device as a force option is the same level of force as impact weapons.

6.7.3.2 Electronic Control Device must be worn on the weak-side in either a weak-hand or cross-draw position.

6.7.3.3 Electronic Control Device deployment shall not be considered for the passively resistant subject. Active resistance/active aggression shall be required. Officers may deploy an Electronic Control Device only against subjects who are exhibiting active aggression or who are actively resisting in a manner that, in the officer’s judgement, is likely to result in injuries to others or themselves, or if without further action or intervention by the officer, injuries to the subject or others are likely to occur.

- 6.7.3.4 Neither an officer, a subject, or a third party has to actually suffer an injury before an officer is permitted to use an Electronic Control Device, and officers are not required to use alternatives that increase the danger to the public or themselves.
- 6.7.3.5 When safe to do so, officers shall attempt to de-escalate situations and should provide a warning prior to deploying an Electronic Control Device.
- 6.7.3.6 The act of fleeing or destroying evidence, in and of itself, does not justify the use of an Electronic Control Device. Officers should consider the nature of the offense suspected, the level of suspicion with respect to the person fleeing, and the risk of danger to others if the person is not apprehended immediately.
- 6.7.3.7 Officers must be trained concerning the ability of electrical charge to act as an ignition for combustible materials. (Note: Officers have been seriously injured and or killed after deploying an Electronic Control Device in the presence of open natural gas during suicidal person call).
- 6.7.3.8 Multiple Electronic Control Device deployments against an individual may increase the likelihood of serious injury where the individual is suffering from other symptoms such as cocaine intoxication. Policy and training should encourage officers to minimize the successive number of discharges against an individual where possible.
- 6.7.3.9 The agency recognizes however, particularly where back-up officers are unavailable, that multiple applications may be necessary to gain or maintain control of a combative individual.
- 6.7.3.10 No more than one officer should deploy an Electronic Control Device against a single individual at the same time.
- 6.7.3.11 A contributing factor to serious injury or death is the level of subject's exhaustion. Studies recommend that when an officer believes that control of a subject will be necessary and met with resistance, deployment of the Electronic Control Device should be considered early on in the event so that the person has not reached a level of exhaustion prior to the Electronic Control Device's use.
- 6.7.3.12 The preferred targeting is the center mass of the subject's back; however, it is recognized that it is not always possible to get behind the subject.
- 6.7.3.13 Where back-targeting is not possible, frontal targeting should be lower center mass; intentional deployments to the chest shall be avoided where possible.
- 6.7.3.14 Officers who are aware that a female subject is pregnant shall not use the Electronic Control Device unless deadly force would be justified due to the danger created by the secondary impact or the possibility of muscle contractions leading to premature birth.

- 6.7.3.15 Officers shall make all reasonable efforts to avoid striking persons in the head, neck, eyes or genitals.
- 6.7.3.16 Officers are prohibited from using the device in a punitive or coercive manner and shall not be used to awaken, escort, or gain compliance from passively resisting subjects.
- 6.7.3.17 Electronic Control Devices shall not be used against a person who is in physical control of a vehicle in motion unless deadly force would be justified based on an existing imminent threat.
- 6.7.3.18 A warning prior to discharge is preferred but not always necessary for this type of force to be considered reasonable. Model policies as well as courts have noted that giving a subject, who is assaultive toward the officer, a warning may enhance the danger to the officer and the subject by giving the subject time to avoid the deployment.
- 6.7.3.19 Officers should warn other officers that a deployment is about to occur.
- 6.7.3.20 The device should not be used on a handcuffed person to force compliance unless the subject poses a threat to the officer through physical conduct or active resistance cannot otherwise be controlled.
- 6.7.3.21 Officers should consider the location and environment of the subject. i.e. Is the subject at the top of a stairwell such that when incapacitated by the Electronic Control Device they fall down the stairs causing a collateral injury. Officers shall avoid using Electronic Control Device in cases where the subject is elevated i.e. roof, fire escape, tree, bridge, stairwell, etc. etc. such that the secondary impact may cause serious injury.
- 6.7.3.22 Officers should be aware that a subject's heavy clothing may impact the effectiveness of the Electronic Control Device.
- 6.7.3.23 Officers should consider whether the subject has been exposed to combustible elements that may be on their person such as gasoline. The use of an Electronic Control Device on such persons may cause an ignition and fire.
- 6.7.3.24 The use of Electronic Control Devices shall comply with all recommendations by manufacturers for the reduction of risk of injury to subjects, including situations where a subject's physical susceptibilities are known.
- 6.7.3.25 Electronic Control Devices shall be used in a manner that recognizes the potential additional risks that can result from situations; involving persons who are in an emotional crisis that may interfere with their ability to understand the consequences of their actions or to follow directions; involving persons with disabilities whose disability may impact their ability to communicate with an officer, or respond to an officer's directions; and involving higher risk populations

that may be more susceptible to injury as a result of Electronic Control Devices. Officers should consider the particular subject and any vulnerabilities they may have such as: juveniles, pregnant women, persons who are small in stature, and the elderly.

- 6.7.3.26 Alternative tactics shall be utilized where the officer has prior information that the subject suffers from a disability which would increase the danger to that person by using the Electronic Control Device. i.e. A person at the scene tells an officer that the subject has a heart condition.
- 6.7.3.27 Deployed probes that have been removed from a suspect should be treated as a biohazard and preserved as evidence.
- 6.7.3.28 Where EMS is available, their services may be utilized for the removal of darts that have penetrated the skin as long as such removal can be accomplished without causing further injury or pain to the subject.
- 6.7.3.29 All persons who have been the subject of an Electronic Control Device deployment shall be cleared medically and monitored for a period of time with a focus on symptoms of physical distress. Any person who appears to be having any form of physical distress following the deployment of an ECD, shall be transported to a medical facility for a medical examination. It should be noted that studies indicate that persons who suffer from excited delirium may not be immediately impacted, and the onset of difficulty may occur a period of time after the police control event.
- 6.7.3.30 Electronic control devices shall not be used on animals unless necessary to deter vicious or aggressive behavior that threatens the safety of officers or others.
- 6.7.3.31 Mandatory Medical Clearance at Hospital
 - 6.7.3.31.1 All persons who have been subjected to the effects of an ECD should be evaluated by EMS, however the following circumstances would justify treatment at a hospital:
 - 6.7.3.31.2 Persons struck in a sensitive area-eyes, head, genitals, female breasts.
 - 6.7.3.31.3 Where the probes have penetrated the skin and EMS cannot safely remove darts in accord with this policy.
 - 6.7.3.31.4 Persons who do not appear to have fully recovered after a short period of time. (Model Policies use a ten-minute time limit, however, officers who observe unusual physical distress should immediately call for medical assistance and should not wait the ten-minute recovery period recommended by some of the model policies).

6.7.3.31.5 Persons who fall into one of the vulnerable classes such as juveniles, pregnant women, persons who are small in stature, persons who officers become aware have a pre-existing medical condition that increases danger and the elderly.

6.7.3.31.6 Subjects who request medical assistance.

6.7.3.32 Additional Documentation

6.7.3.32.1 This department shall report all incidents involving the use of an Electronic Control Device to the Criminal Justice Training Council on a form determined by the Council.

6.7.3.32.2 All deployments of an Electronic Control Device shall be documented including those cases where a subject complies once threatened with such a device. By documenting the non-discharge uses, an agency establishes officer judgment and control as well as the deterrent effect of this tool. Documentation shall be done using the Response to Active Resistance (RAR) form detailed in this policy.

6.7.3.32.3 Photographs of the affected area should be taken following the removal of darts from the subject to document any injury.

6.7.3.32.4 Supervisory personnel shall be notified and shall review all Electronic Control Device deployment for consistency with policy and training.

6.7.3.32.5 Darts/Cartridges shall be properly stored and maintained as evidence following a discharge.

6.7.3.32.6 Officers are required to complete a "response to active resistance form" which shall be reviewed by a supervisor following the ECD use.

6.7.3.32.7 All deployments shall be reviewed by a supervisor as well as training personnel.

6.7.3.32.8 Where there is any indication of lasting injury, claim or complaint, internal data from device shall be maintained.

6.7.4 **Police Batons:** A fixed or expandable impact and control weapon. The baton is designed to respond to various threat levels. Since the levels of force used in response to threats differ, the officer must evaluate the level of the threat to determine the appropriate techniques to be employed. Batons can be used in accordance with approved techniques and target areas as a tool for control and restraint techniques, impact techniques and as an instrument to assist in the movement of individuals or groups of individuals. There may be exigent circumstances that prevent the use of a baton but require the use of an impact device due to the level and immediacy of a threat. In such circumstances, an officer may utilize alternate techniques or devices, as good judgment would deem appropriate, such as the use of arms and legs, flashlight, clipboard or other such method.

- 6.7.5 Additionally, under circumstances that present an *imminent risk of serious bodily injury or death*, that from appearances must be immediately addressed and confronted, improvised weapons such as pens, knives carried by officers to cut ligatures and seat belts and other such tools or instruments could be used.
- 6.7.6 **Use of police canines (K-9):** Canines can be used in numerous ways that are not considered a use of force such as search and rescue or evidence searches. When used as a force option to protect the handler and/or others or to apprehend a person, canines are generally considered to be commensurate to an impact tool. An example of using canines at a lower level of force is a sit watch to monitor subjects who have been detained. See agency policy on use of police canines for more information.
- 6.7.7 **Less Lethal Impact Munitions (LLIMs) or impact projectiles:** LLIMs are designed to function as extended range impact weapons and their use is justified whenever use of an impact technique is appropriate. The intended role of less lethal munitions is to immobilize resistant persons at safe distances to prevent injury to officers or the public. LLIMs are discharged only by specially trained officers called “Grenadiers.”
- 6.7.7.1 LLIMs may be used to prevent the escape of suspects under appropriate circumstances. In these cases, the severity of the threat posed by the continued freedom of the suspect must be carefully weighed.
- 6.7.7.2 LLIMs are also effective in crowd control and riot situations. When their use is anticipated in this capacity, the Grenadier will obtain clearance from the Officer in Charge prior to deploying one or more LLIMs. (NOTE: Crowd control policy further informs this area of operations. No use of force action, including LLIMs, shall be used during peaceful protests and demonstrations.)
- 6.7.7.3 The decision to use LLIMs should never be done at the risk of officers’ safety or that of the public. Officers should not assume unreasonable risks in deploying LLIMs against a suspect threatening to use deadly force.
- 6.7.7.4 If a suspect is threatening to use deadly force and LLIMs offer an opportunity to resolve the incident without use of deadly force, LLIMs may be deployed if:
- 6.7.7.4.1 The scene is contained and there are not active attempts of serious bodily injury; and
- 6.7.7.4.2 There is adequate staff on scene to supplement the use of LLIMs with deadly force options should LLIMs fail to control the suspect and result in further deterioration of the incident.
- 6.7.7.5 LLIMs may be used against wild and domestic animals to drive them away or to deter an attack. Where an animal poses a threat of bodily injury or must be euthanized, conventional firearms should be used.

6.7.8 **Firearms (Lethal Force)**: see section 7 below.

6.7.9 **Factors in Choosing the Level of Force Deployed**: Circumstances that may be considered in the officer's assessment of physical threat and the appropriate use of force include, but are not limited to, the following:

- 6.7.9.1 Severity of the offense or significance of the need to apprehend the subject;
- 6.7.9.2 Age;
- 6.7.9.3 Size;
- 6.7.9.4 Skill level (whether they possess knowledge of martial arts, advanced fighting techniques, etc.);
- 6.7.9.5 Number of suspects;
- 6.7.9.6 Whether the suspect is armed or reported to be armed;
- 6.7.9.7 Actual proximity to weapons;
- 6.7.9.8 Prior experience with the suspect(s);
- 6.7.9.9 Location of the encounter;
- 6.7.9.10 Background or peripheral hazards;
- 6.7.9.11 The subject's response to commands/instructions;
- 6.7.9.12 Availability of cover for the officer(s);
- 6.7.9.13 Physical condition and position of the officer and subject(s) – are there injuries, is the officer on the ground or in a compromised position;
- 6.7.9.14 Time considerations – when possible officers should seek to use additional time to their advantage to reduce the likelihood of having to use force through planning. Other time considerations include the action/reaction lag time, as well as the uncertainty of any response or instrument instantly stopping a threat.
- 6.7.9.15 When a law enforcement officer knows that a subject's conduct is the result of a medical condition, mental impairment, developmental disability, physical limitation, language barrier, drug or alcohol impairment, or other factor beyond the subject's control, the officer shall take that information into account in determining the amount of force appropriate to use on the subject, if any.¹¹

6.8 Officers are not required to use or consider alternatives that increase danger to themselves or to others. Nothing in this policy requires officers to assume unreasonable risks. In assessing the appropriate use of force, the safety of the public and the officer(s) is paramount.

6.9 All tools/devices intended for police use of force should be securely carried in their approved holders when performing uniform patrol functions. Tools should only be removed from their holders when their use is anticipated, for inspection or testing, or for storage in secure areas such as prior to entering interview rooms, booking facilities or while fingerprinting.

7.0 LETHAL FORCE

7.1 **General**: Lethal force is used to stop an action that could reasonably result in death or serious bodily injury to a person.

¹¹ H.145 language (b)(5)

- 7.2 Agencies must specify what types of firearms, ammunition or other lethal force tools are authorized for use by officers.
- 7.3 Agencies shall also provide guidance on care, safe handling, storage and inspections of all lethal force tools.
- 7.4 **Use of Force Authorization:** An officer is justified in using deadly force upon another person only when, based on the totality of the circumstances, such force is objectively reasonable and necessary to:
- 7.4.1 Defend against an imminent threat of death or serious bodily injury to the officer or to another person; or
- 7.4.2 Apprehend a fleeing person for any felony that threatened or resulted in death or serious bodily injury if the officer reasonably believes that the person will cause death or serious bodily injury to another unless immediately apprehended.¹²
- 7.5 The use of deadly force is necessary when given the totality of the circumstances, an objectively reasonable law enforcement officer in the same situation would conclude that there was no reasonable alternative to the use of deadly force that would prevent death or serious bodily injury to the officer or to another person.¹³
- 7.6 A law enforcement officer shall cease the use of deadly force as soon as the subject is under the officer's control or no longer poses an imminent threat of death or serious bodily injury to the officer or to another person.¹⁴
- 7.7 Even when lethal force is permissible, officers should assess whether its use creates a danger to third parties that outweighs the likely benefits of its use. For example, background or peripheral environments should be considered.
- 7.8 In the event an officer uses force that results in the death or serious bodily injury of a person, the procedure found in Appendix A "*Lethal force post-incident procedures and statewide policy on review of BWC recordings following lethal force incidents*" shall apply.
- 7.9 **Verbal warning:** When feasible, an officer shall, prior to the use of force, make reasonable efforts to identify himself or herself as a law enforcement officer and to warn that deadly force may be used.¹⁵
- 7.10 **Lethal force restrictions:**
- 7.10.1 Officers shall not use deadly force against a person based on the danger that person poses to themselves, if an objectively reasonable officer would believe the person does not pose an imminent threat of death or serious bodily injury to the officer or another person.¹⁶ Put

¹² H.145 language (c)(1 A & 1 B)

¹³ H.145 language (c)(2)

¹⁴ H.145 language (c)(3)

¹⁵ H.145 language (c)(5)

¹⁶ H.145 language (c)(4)

more simply, officers shall refrain from using deadly force against a person who is only posing a threat to their own life and no other.

7.10.2 **Chokeholds**: A law enforcement officer shall not use a chokehold on a person unless deadly force is justified pursuant to 20 V.S.A. § 2368 (c) (1 – 4).¹⁷

7.10.3 **Warning shots**: Are strictly prohibited.

7.10.4 **Discharging a Firearm and Moving Vehicles**: An officer will not discharge a firearm at or from a moving vehicle unless: a person in the vehicle is threatening the officer or another person with lethal force other than the vehicle; or, the vehicle is operated to deliberately strike a person(s) and all other means of defense (including moving out of the path of the vehicle) have been exhausted or are not practical.

7.10.5 **Unholstering Firearms**: Firearms should only be drawn when an officer has reason to fear for their safety or the safety of others (see section 7 (A.) below), and at no other time in any public place, except for humane destruction of an animal described below.

7.10.6 **Dangerous/Injured Animals**: Firearms may be utilized to euthanize a dangerous animal or one so badly injured that humanity requires its removal from further suffering when no other disposition is reasonably practical.

7.10.7 **Alcohol or Drugs**: Officers will not use any Department issued or approved firearm while under the influence of alcohol or regulated drugs not otherwise prescribed by a medical professional.

8.0 DUTY TO INTERVENE

8.1 All officers have an affirmative duty to intervene whenever they witness another officer using a chokehold or using excessive force.¹⁸ In addition, officers shall report any instance of excessive force or use of a chokehold to a supervisor prior to the end of the shift during which it occurred.

9.0 DUTY OF CARE

9.1 Whenever a person in an officer's care or custody sustains an injury, becomes unconscious, displays a further altered mental status, or states that s/he is injured, the officer must provide, timely summon, or obtain appropriate medical attention. This applies whether the officer used force or not, and whether the person's condition preceded custody. Officers will provide care commensurate with their training and experience and officers will quickly summon emergency medical assistance when needed.

9.2 Additionally, any time a person has been sprayed with an aerosolized agent that causes irritation, s/he will be decontaminated as soon as practical. Officers will read the OC administrative warning form to the person being decontaminated. (See Appendix B)

¹⁷ H.145 language (c)(6)

¹⁸ H.145 language (b)(7)

10.0 REPORTING & SUPERVISORY REVIEW

- 10.1 Reporting – Whenever an officer uses force beyond compliant handcuffing, they will complete a Use of Force Report (See Appendix C) and identify all relevant supporting documentation such as recordings, witness statements, etc. within 72 hours, except in the following circumstances:
 - 10.1.1 The officer is injured or otherwise unable to complete the report, in which case the officer shall provide the necessary information verbally to a supervisor as soon as practical.
 - 10.1.2 When lethal force is used, or whenever the actions of an officer result in death or serious bodily injury to a person, the officer will not complete a Use of Force Report. Instead, an administrative investigation will be completed. The administrative investigation team will complete the data required in the Use of Force Report.
 - 10.1.3 In cases where multiple officers use force in excess of compliant handcuffing during an incident, only one officer will author a Use of Force Report which clearly names all officers who used force. Each officer who used force will complete a supplemental report and all reports will be included as supporting documentation when the Use of Force Report is submitted.
- 10.2 Pointing the muzzle of a firearm at or in the direction of a person is considered a use of force. Officers shall not point the muzzle of a firearm at or in the direction of a person absent articulable facts that the situation may escalate to the point where use of lethal force would be justified. Drawing or maintaining a firearm at a ready position may be considered as a use of force if it is done during an encounter with a subject(s) or within view of the public. There is a clear distinction between escalating the use of force by unholstering a firearm during an encounter with others, versus unholstering a firearm during a building search, execution of a search warrant or any other activity in which only law enforcement personnel are present.
- 10.3 Use of Force Reports shall contain details of the citizen’s actions and the officer’s responses. Officers should take reasonable steps to gather and preserve any electronic or physical evidence, including witness statements, regarding use of force incidents.
- 10.4 Supervisory review procedure – A supervisor will review the Use of Force Report and all supporting documentation. At a minimum, supervisory review includes:
 - 10.4.1 Ensuring that the information submitted is complete and all required data is present.
 - 10.4.2 Determining if the use of force was objectively reasonable and consistent with this policy. The supervisor shall make a notation indicating their approval or disapproval of the use of force being reasonable.
 - 10.4.3 Identifying any need for training, performance counseling or other administrative action.
 - 10.4.4 If necessary, consulting with the officer or returning the report for more information.
 - 10.4.5 Supervisory review of whether the decision by an officer to use force was objectively reasonable shall be evaluated from the perspective of a reasonable officer in the same situation, based on the totality of the circumstances. A law enforcement officer’s failure to

use feasible and reasonable alternatives to force shall be a consideration for whether its use was objectively reasonable.¹⁹

10.4.6 The home agency CEO shall make a referral to the Vermont Criminal Justice Council pursuant to 20 V.S.A. §2401 (2)(C) anytime a finding of excessive use of force is made.

10.4.7 The home agency CEO shall make a report to appropriate authorities if the review uncovers evidence that a crime has been committed.

11.0 ADMINISTRATIVE INVESTIGATION

11.1 The Vermont law enforcement community recognizes the enormous responsibility that comes with the authority to use force. As guardians of our communities, the police must ensure that all uses of force, but especially those resulting in death or serious bodily injury, are thoroughly reviewed.

11.2 Anytime an officer employs lethal force or takes action that results in death or serious bodily injury to a person, the agency shall conduct an administrative investigation. This investigation is separate from any criminal investigation that may occur. The agency may employ outside assistance to conduct the administrative review. The purpose of the review is to document the incident, complete required Use of Force report(s), determine if the incident is within policy, identify areas for improvement and to determine if there are any training or policy implications.

11.3 This investigation may result in remedial training, recommendations for discipline or commendation, or recommendations for policy revision. [See Appendix A for more information]

12.0 SECTION 9: TRAINING

12.1 At a minimum, officers must comply with all certification and in-service training standards of the Vermont Criminal Justice Council. For the purpose of annual certification, only use of force and tactics training conducted by instructors certified by the Vermont Criminal Justice Council is acceptable. All officers will receive a copy of and training on use of force policies at least annually and all training will be documented. In addition, all officers shall be trained on ways to avoid confrontations, de-escalate conflict and recognize during a physical confrontation when de-escalation must occur.

12.2 If an agency considers sending officers to additional use of force or tactics training, the CEO should carefully review the content and philosophy of the training to ensure that it is consistent with Vermont law and this policy. Agencies are cautioned that standards for police use of force vary widely across the country and considerable scrutiny should be given to other trainings. Material from outside resources may not be introduced into the use of force training curricula for Vermont law enforcement officers unless the additional content has been reviewed by the VCJC Use of Force Committee and approved by the VCJC.

¹⁹ H.145 language (b)(1)

References:

“8 Can’t Wait” from Campaign Zero

An Introduction to Vermont Criminal Law, Edition XIV revised 2018

Burlington, VT Department Directive 05 “Use of Force” revised June 17, 2020

Camden County, NJ Police Department policy “Use of Force” revised 08/21/2019

Federal Executive Order #13929 issued June 16, 2020

Final Report of the Major Cities Chiefs Association Police Reform Working Group January 2021

National Consensus Policy on Use of Force 2020

Police Executive Research Forum’s Guiding Principles on Use of Force

Seattle, WA Police Department Manual, Title 8 “Use of Force”

South Burlington Police Department PR-302 “Use of Force”

United Nations Code of Conduct on Use of Force

Use of Force Policies: Dispelling the Myths by Lexipol

VT Act 165 & VT H.145 spring 2021

VT League of Cities & Towns policy “Response to Resistance” revised 2020

VT State Police DIR-701, 702, 703 Use of Force, Reporting & Training

13.0 **Appendix A - Statewide Use of Force Policy on lethal force post-incident procedures and statewide policy on review of BWC recordings following lethal force incidents**

13.1 INTRODUCTION:

13.1.1 Impartial and thorough investigation of officer involved shootings and other serious use of force incidents is essential to ensure police accountability, transparency and to maintain public trust. The following procedure is to be followed whenever an officer is involved in a lethal force incident (see definition below).

13.1.2 Among other things, this document describes the transition from an officer(s) being the investigator to that officer(s) becoming the subject of parallel investigations (administrative and potential criminal) in the wake of a lethal force incident. It also provides clear direction on the use of BWC recordings in the wake of a lethal force incident.

13.2 DEFINITIONS:

13.2.1 **Chief Executive Officer (CEO)**: Means the person in control of a police agency, normally the Chief, Colonel or Sheriff.

13.2.2 **Lethal force incident**: Whenever an officer uses lethal force (whether the subject is injured or not); and, any incident where an officer takes any action that results in death or serious bodily injury to a person. Hereinafter referred to as “incident”.

13.2.3 **Public Safety Statement**: A statement given at the scene of a lethal force incident, or as soon as practical, that allows the on-scene investigation to continue once the involved officer(s) leaves the area. It is a brief statement provided to the on-scene supervisor. The statement should include initial information such as type of force used; location of injured or dead person(s); description of any outstanding subject(s) including direction and mode of travel, known weapons, clothing description, etc.; description and location of any known victims, witnesses or evidence; and, any other information necessary to ensure officer and public safety and assist in the apprehension of outstanding suspects.

13.3 PROCEDURE:

13.3.1 When an incident covered by this policy occurs:

13.3.1.1 Officers should take actions necessary to render the scene safe.

13.3.1.2 When necessary or requested by subject(s) involved, officers shall immediately summon emergency medical services and immediately provide appropriate medical attention.

13.3.1.3 The ranking officer on scene shall assume incident command, and immediately request the response of a supervisor. Upon arrival, the supervisor shall take control of the incident scene.

13.3.1.4 The incident location should be secured for purposes of investigation and evidence preservation.

- 13.3.1.5 The involved officer(s) should provide a Public Safety Statement prior to leaving the scene when practical. The Public Safety Statement should be made as contemporaneously to the event as possible.
- 13.3.1.6 The involved officer(s) should be removed from the scene to a secure location or a medical treatment facility if necessary. An officer or other support person should be assigned to stay with the involved officer(s). If available, a Peer Officer Support Team (POST) member or similar crisis response staff should be assigned this task. The support person should avoid conversation about the incident and instead focus on the officer's health and well-being.
- 13.3.1.7 To maintain the integrity of the investigation those involved should not discuss the incident amongst themselves. This excludes communication with family, legal counsel, mental health personnel, medical personnel or union representation. Employees should be encouraged to refrain from watching or listening to the news, social media or podcasts regarding the incident in which they were involved.
- 13.3.1.8 Appropriate personnel should be contacted, including but not limited to the CEO, the VT State Police Major Crime Unit, the State's Attorney's Office and POST members or counselors as necessary.
- 13.3.1.9 At the direction of the Major Crime Unit, the involved officer(s) shall be photographed, and any injuries documented prior to the end of the shift. All BWC or other recordings of the incident shall be preserved as evidence by the home agency. The home agency will be asked to provide all video, audio, phone and radio transmission recordings of the entire incident to the Major Crimes Unit. Additionally, the officer(s)' firearm or other tools used in the incident will be collected and preserved as evidence. The CEO will determine if and when a replacement firearm will be issued to the involved officer(s).
- 13.3.1.10 When practical, the involved officer may walk through the scene to assist Major Crimes Unit with his/her location at the time lethal force was used and/or leading up to lethal force.
- 13.3.1.11 Involved officers shall **not** be allowed to view their body-worn camera footage prior to being interviewed by the Major Crime Unit, nor will they be permitted to review any other recordings of the incident or have them described by others. (See below for additional detail)

13.4 VT STATE POLICE INVESTIGATION:

- 13.4.1 When a Vermont law enforcement agency is involved in a lethal force incident, there are multiple priorities that must be considered. First and foremost, the agency must ensure public safety by cooperating with any investigation that seeks to identify person(s) who violate State or Federal law. Further, the agency has an obligation to its community to be as transparent and accountable as possible. Agencies also have an obligation to their employees who have the right to be treated fairly and in accordance with applicable

collective bargaining agreements. There are times in the wake of a lethal force incident when the officer(s) becomes the focus of a criminal investigation to assess compliance with the law.

13.4.2 Officers involved in lethal force incidents are afforded the same constitutional rights as any person under criminal investigation. It is preferable for transparency that officers participate in the Major Crime Unit's investigative process.

13.4.3 The following procedure is the statewide practice for Major Crime Unit review of lethal force incidents:

13.4.3.1 Officer(s) provides a public safety statement at the scene.

13.4.3.2 Officer(s) do not review BWC or other recordings of the incident, nor are they given an account of any recordings by anyone.

13.4.3.3 Officer and their attorney meet with investigators to provide an initial statement unaided by recordings or other information surrounding the incident.

13.4.3.4 Following this statement, the officer and their attorney may review the officer's BWC or cruiser camera footage and or other video that would show the officer's perspective at the time force was used.

13.4.3.5 The officer and their attorney may then provide investigators with additional information.

13.5 Discrepancies between an officer's unaided and aided statements following an incident are expected. The science of memory in the wake of a stressful or traumatic event is extensive and points to numerous physiological phenomena during acutely stressful situations (e.g. auditory exclusion and tunnel vision) being common causes of discrepancies.

13.6 ADMINISTRATIVE INVESTIGATION:

13.6.1 Whenever an officer uses lethal force, the home agency will initiate a parallel administrative investigation. The CEO of the home agency may request an independent review or investigation by an outside entity. Even if an outside entity is used, the administrative investigation is different from a potential criminal investigation in that the involved officer(s) is/are compelled to participate in the administrative investigation process as a condition of employment. The administrative investigation will be conducted in compliance with 20 V.S.A. §2401(4) and 2402 and any other applicable law or regulation of the Vermont Criminal Justice Council.

13.6.2 In the event that an outside law-enforcement agency with jurisdiction (normally the VSP Major Crime Unit) initiates an investigation into the incident for the purpose of determining if there is criminal liability, the administrative investigation should occur after the criminal investigation and decisions by the Attorney General's Office and the State's Attorney's Office are complete.

13.6.3 The administrative investigator will interview the involved officer(s) and witnesses, and review all available evidence, information and statements. The administrative investigator

may use information obtained as part of the criminal investigation but may **not** provide any information from the administrative investigation to criminal investigators or prosecutors. All applicable collective bargaining agreements will be followed during an administrative investigation.

13.6.4 The officer shall be kept informed of the progress of the administrative investigation and upon completion, notified in writing of the outcome.

13.6.5 The CEO or their designee shall notify the State's Attorney, relevant municipal/state legal counsel, and any duly appointed police oversight body (in executive session) of the administrative investigation's outcome. If the investigation concludes a necessity to report to the VCJC pursuant to 20 V.S.A. §2401, it shall be done without delay. A guide to reporting officer misconduct can be found here: <https://vcjc.vermont.gov/content/act-56-reference-guide>.

13.7 RECOMMENDATIONS PRIOR TO RETURN TO DUTY:

13.7.1 The officer(s) should be placed on administrative leave or assigned to administrative duties with no enforcement responsibilities pending completion of the criminal investigation and decision about prosecution by both the Attorney General's Office and the State's Attorney's Office.²⁰

13.7.2 It is strongly recommended that the CEO direct the officer to obtain psychological follow-up for post-incident trauma and that the agency pays for such services. With prior approval from the CEO, an officer may seek psychological follow-up from a licensed professional of their choice. At least an initial psychological follow-up should be completed before the officer is reassigned to duty.

13.8 RELEASE OF BWC OR OTHER RECORDINGS IN THE WAKE OF A LETHAL FORCE INCIDENT:

13.8.1 Recordings, or portions thereof, taken during the course of these significant incidents do become public pursuant to public records law. In the wake of an incident, ensuring due process for every person involved is essential. The question of releasing recording is not *if*, but *when*.

13.8.2 Following lethal force incidents, it is not uncommon for multiple agencies to possess copies of BWC or other recordings. For instance, the home agency, the Vermont State Police and the State's Attorney's Office or Attorney General's Office may all have copies of the relevant recordings. This can create confusion, duplication of effort and expense as well as inconsistency when presented with public information requests for release of the footage. Because multiple copies of digital recordings will exist, the following guidance is intended to identify the agency with the superordinate interest at certain stages post-incident.

13.8.3 When an outside agency (usually VSP) conducts a criminal investigation, the investigating agency will provide the home agency with a letter requesting preservation of all evidentiary

²⁰ Keeping an officer on admin duty may not be feasible in some agencies. The CEO should carefully evaluate the circumstances and consult with the State's Attorney and Attorney General's Office prior to returning the officer to duties that may involve enforcing laws/ordinances or using force.

items and describing the investigative process. Recordings are considered evidence in a criminal investigation. While the criminal investigation is ongoing, VSP (or other outside agency) is in control of the record²¹ and, in consultation with prosecutors, will control release of recordings until the investigation is complete and the case has been reviewed by both the Attorney General's Office and the State's Attorney's Office.

13.8.3.1 If the VSP investigation results in criminal charges, the prosecuting agency shall be in control of the record and control release until such charges are resolved.

13.8.3.2 If the VSP investigation does not result in criminal charges, the home agency resumes its controlling role as the keeper of the record.

13.8.4 This procedure is intended to provide clarity to involved agencies, members of the public and media and to avoid confusion and unnecessary duplication of effort to process requests for recordings. Nothing in this guidance is intended to shield recordings from public examination. There are numerous factors that impact the release of body-worn camera or other recordings of a serious incident. It is not possible to create a definitive timeline for the release of recordings given the number of legal, investigative, operational, and external factors that bear on events on a case by case basis. Footage should be released as soon as practical in consultation with investigators, prosecutors, and organizational leaders. Whenever possible, release will occur within 30 days of the incident.

²¹ 1 V.S.A. 317(c)(5)

14.0 Appendix B – Administrative Warning for Use of Aerosol Agents



ESSEX POLICE DEPARTMENT

Aerosol Agent Administrative Warnings

When an aerosol agent has been used an officer shall, as soon as practical, provide the subject with the Administrative Warning below in preparation for providing care for the individual contaminated by the product. Decontamination should occur as soon as practical following the application of an aerosolized agent.

Name: _____ Date: _____ Incident #: ES

You have been contaminated with an aerosol agent Defense Technology, a natural product derived from cayenne peppers. This aerosol agent is non-toxic, and the effects will wear off in a short time.

The effects of being exposed may complicate other medical conditions, including, but not limited to:

- a. Overdoses;
- a. High levels of drugs like cocaine, amphetamines, barbiturates, PCP, opiates, heroin, prescription drugs or alcohol;
- b. Medical conditions relating to heart problems;
- c. Pregnancy.

I am going to ask you five questions for your own safety. Not answering my questions, withholding information or giving false or misleading answers could delay medical treatment and may seriously jeopardize your health and safety.

Do you understand everything I have told you? YES NO Refused to answer.

1. Are you currently under the influence of cocaine, amphetamines, barbiturates, PCP, opiates, heroin, prescription drugs or alcohol? YES NO Refused to answer.
2. Are you, or could you be pregnant? YES NO Refused to answer.
3. Do you have heart problems, lung problems, diabetes, high blood pressure, allergies or any other serious medical condition? YES NO Refused to answer.
4. Do you have a pacemaker? YES NO Refused to answer.
5. Do you wish to be medically evaluated? YES NO Refused to answer.

15.0 Appendix C UOF Policy – Use of Force Reporting minimum requirements

15.1 Whenever an officer uses force beyond compliant handcuffing, they will complete a Use of Force Report and identify all relevant supporting documentation such as recordings, witness statements, etc. **At a minimum**, agencies will collect data on the following fields:

1. Name, DOB, gender, race, address and contact info of the person or persons force was used on.
2. Name/rank/radio or badge number of the officer(s) involved.
3. Date/time/location of the use of force.
4. Incident number and call type
5. Description of the incident location to include whether it was indoors/outdoors, lighting conditions, and weather conditions.
6. Reason for the use of force such as: to effect an arrest, to defend self, to defend another, to effect an investigative detention, etc.
7. Description of the subject's behavior that necessitated the use of force.
8. Description of the level of resistance offered by the subject such as: passive resistance, active resistance, or assaultive.
9. Description of the force used by the officer(s) such as: empty hand controls or strikes, aerosol agent, baton (strikes or control/restraint techniques), display or use of CEW*, firearm, etc. This description should include all officer actions taken beyond compliant handcuffing, the intended target area, the area affected and a description of whether each action was effective to gain compliance. If relevant, the make/model/serial number of the tool used must be recorded.
10. Description of any injuries to the subject or officer, including where and by whom medical evaluation (if any) was provided, transport method to treatment, and photographs of injuries. A description and photos of any injuries should be obtained when feasible, even if the subject refuses medical attention.
11. Identification of other officers or agencies present when force was used.
12. Identification of any known witnesses.
13. A narrative of the incident including identification of any supplemental information such as medical records, recordings, whether the subject(s) is a member of a special population, if any community resources such as mental health professionals were consulted, etc.
14. Name of the supervisor(s) who reviewed the use of force report and an indication of whether the use of force was within or outside of policy.

15.2 *If a CEW is used, the following information should be documented:

- a. Type of use (deployed from distance or drive stun) and number of cartridges and/or cycles applied;
- b. Clothing of the subject and whether contact probes penetrated the subject's skin;
- c. Whether CEW use was effective;
- d. Taser and cartridge(s) serial numbers.

16.0 APPENDIX D to Vermont Statewide Use of Force Policy – Use of Force Guidelines for Interacting with Persons Known to be Experiencing or Perceived to be Experiencing Mental Impairment

16.1 PURPOSE

16.1.1 These guidelines are an extension of the Statewide Use of Force policy and are intended to assist Vermont law enforcement officers when they encounter persons known to be experiencing, or perceived to be experiencing, mental impairment to bring safe and effective resolution to the situation.

16.2 INTRODUCTION

16.2.1 Act 27 addresses standards for law enforcement use of force. Specifically, 20 V.S.A. § 2368 (b)(1) states that a law enforcement officer's failure to use feasible and reasonable alternatives to force shall be a consideration for whether the use of force was objectively reasonable. Officers should make reasonable efforts to de-escalate the situation and if force is necessary, use only the force that is objectively reasonable, necessary and proportional to resolve the situation.

16.3 MENTAL IMPAIRMENT

16.3.1 Definition

16.3.1.1 For purposes of these guidelines, mental impairment is defined as a diminishment in an individual's cognitive, emotional or behavioral functioning as a result of physiological or psychosocial factors. A person may experience mental impairment for a variety of reasons, including as a result of a mental illness, drug or alcohol use or a physical illness such as a traumatic brain injury or a diabetic emergency.

16.3.2 Signs that someone may be experiencing mental impairment

16.3.2.1 Signs that someone may be experiencing mental impairment include, but are not limited to:

- A person experiencing mental impairment may be distracted by auditory, visual or other stimulus and unable to comply with directions from law enforcement or to listen effectively.
- Appearance of heightened emotion or the opposite – flat affect/no emotions.
- Atypical aggression or displaying an unusually high energy level.
- Person may appear to be reacting to external or internal stimuli that is not able to be perceived by the officer (voices, smells, seeing something the officer doesn't).
- Disorganized behavior or atypical behavior like walking in traffic, not having clothes on or doing things that are unexpected given the context/environment.

- Incoherent speech, delayed speech, unprompted vocalizations or providing responses that do not match the questions asked.
- Sensitivity to auditory or sensory stimulation, covering their ears, turning away.
- Rocking back and forth or other self-soothing mechanisms.
- Non-compliance with officer’s instructions in a manner that indicates an inability to comprehend or follow instructions rather than outright defiance. For example, a person may try to retreat away out of fear or appear to “freeze up.”

16.3.3 Possible reactions to uses of force by a person experiencing mental impairment

16.3.3.1 These are generalized statements and do not apply to all persons experiencing mental impairment

16.3.3.2 The person may have unexpected strength and tolerance to pain. This information may be useful when determining how many officers should be present and whether or not a hands-on approach will be successful or merely cause the officer(s) to have to escalate their level of force.

16.3.3.3 The person may be vulnerable to ill effects of Taser or certain restraints because of pre-existing or medication-induced conditions (if possible, check with family members or health care providers about a subject’s pre-existing conditions before deploying force).

16.4 GUIDING PRINCIPLES

16.4.1 No two situations are alike. While every encounter is unique, there are some fundamental principles that should be upheld in every situation involving a person known to be experiencing or perceived to be experiencing mental impairment. First, acknowledging the sanctity of human life – including the lives of the subject(s), the officer(s), and the general public – is central to the police mission to protect and serve. In addition, the ability for law enforcement officers to display patience, humanity and genuine compassion in these situations will lead to better outcomes and increase public confidence. Next, law enforcement must go beyond a “what is justified” mindset to striving for what is the best possible outcome with the least amount of harm to all involved. This includes trying to limit the amount of trauma experienced by the subject, their family and the community. Lastly, law enforcement officers must be self-aware and not create the exigency that requires a use of force.

16.5 LEGAL CONSIDERATIONS

16.5.1 There are specific state and federal laws as well as case law that apply to law enforcement use of force against persons law enforcement officers know or perceive to be experiencing mental impairment.

16.5.1.1 Vermont Use of Force Law

16.5.2 Vermont’s recently enacted statewide use of force law provides that when a law enforcement officer knows that a subject’s conduct is the result of a mental impairment, the officer must take that information into account in determining the amount of force appropriate to use on the subject, if any.²²

16.5.3 Vermont’s statewide use of force statute also provides that a law enforcement officer shall not use deadly force against a person based on the danger that person poses to himself or herself if an objectively reasonable officer would believe the person does not pose an imminent threat of death or serious bodily injury to the law enforcement officer or to another person.²³

16.5.4 For example, if a person with a gun is threatening to kill themselves, it would be unlawful for a law enforcement officer to use deadly force against that person if an objectively reasonable officer would not believe that the person poses an imminent threat of death or serious bodily injury to others, including the law enforcement officer.

16.5.4.1 **Accommodations for Individuals with Known or Apparent Disabilities**

16.5.5 When feasible, law enforcement officers should seek to reasonably accommodate individuals with known or apparent disabilities, including when considering the use of force against such individuals. Reasonable accommodations are specific to each situation. Examples of accommodations that may be reasonable include:

16.5.5.1 Recognizing that an individual may be overwhelmed and removing distractions from the scene.

16.5.5.2 Obtaining relevant information from family members, friends or others at the scene who know the individual and their history.

16.5.5.3 Asking an adult member of the individual’s family to participate in transport.

16.5.5.4 Speaking slowly, simply, and briefly.

16.5.5.5 Limiting the number of people who speak to the individual.

16.5.5.6 Maintaining a comfortable distance from the individual.

16.5.5.7 Engage in non-threatening communications.

16.5.5.8 Use the passage of time to defuse a situation.

16.5.5.9 Avoid physical contact.

16.5.5.10 Call a nearby mental health counselor or peer support specialist.

16.5.5.11 Case law

16.5.5.12 A subject’s mental impairment is one of among many factors that a court will consider in determining whether a law enforcement officer’s use of force was

²² 20 V.S.A. §2368, subdivision (b)(5) (Added 2021, No 27, eff. October 1, 2021.)

²³ 20 V.S.A. §2368, subdivision (c)(4) (Added 2021, No 27, eff. October 1, 2021.)

objectively reasonable.²⁴ Other factors include the severity of the crime at issue, whether the subject poses an immediate threat to the safety of the officers, and whether the subject is actively resisting arrest or attempting to evade arrest by flight.²⁵

16.5.6 Thus, use of force against an individual who has committed no crime, poses no threat to the community and whom the officer knows or reasonably should know is experiencing mental impairment is not evaluated in the same way as use of force to apprehend a person suspected of serious criminal wrongdoing or who poses a threat to the community.²⁶

16.6 PROCEDURES

16.6.1 Alternatives to be considered

16.6.1.1 Gaining control is not always necessary if the person is not harming themselves or others. The following suggestions are meant to emphasize the importance of understanding the role of law enforcement in a given situation. If no crime has been committed and the police are serving in a caretaking function, it is essential that the officer make an independent assessment of the situation.

16.6.1.1.1 Even though police were called to the scene, does this constitute an emergency or an appropriate use of police resources? Absent an articulable fear of danger to a person, officers should consider if there are other community partners that might be better suited to handle this situation.

16.6.1.1.2 Even though a person may be experiencing mental impairment does that mean police have to intervene or take the person into custody? Is it a crisis? Is there danger to self or others? Is there an emergent need to take action rather than summon other resources or make a referral to resources?

16.6.1.1.3 Although a person may have a mental illness, this does not necessarily mean they are in need of or want mental health care.

16.6.2 Identify the situation – planning/preparation

16.6.2.1 When time is available – such as during the response to such an incident – time can be used effectively to assist in a successful resolution. Either the responding officer, or in some cases, the dispatcher, should begin to assess the circumstances by gathering as much information as is available. Useful information can be gleaned by considering the following preparation steps:

²⁴ *Brunette v. City of Burlington*, Case No. 2:15-cv-00061, at p. 40 (D. Vt. Aug. 30, 2018); *Chamberlain v. City of White Plains*, 960 F.3d 100, 106 fn. 9, 108, and 114 (2d Cir. 2020)

²⁵ *Graham v. Connor*, 490 U.S. 386, 395 (1989).

²⁶ *Chamberlain v. City of White Plains*, 960 F.3d 100 (2d Cir. 2020); *Gray v Cummings*, 917 F.3d 1, 11 (1st Cir. 2019); *King v. Hendricks County Comm'rs*, 954 F.3d 981, 984 (7th Cir. 2020); *Vos v. City of Newport Beach*, 892 F.3d 1024, 2034 (9th Cir. 2018).

16.6.2.2 **BEFORE ARRIVAL TO THE SCENE**

- 16.6.2.2.1 Who called the police and what prompted the call? What does the caller know about the subject? A family member with knowledge of the subject's condition and past history may be able to provide more reliable information than a stranger who can only report behaviors happening in real time.
- 16.6.2.2.2 If there have been prior instances of the person needing assistance, does the caller know what helped?
- 16.6.2.2.3 Dispatch should ask the caller if there are weapons involved, who is on scene and what the physical environment is.
- 16.6.2.2.4 Officers should be familiar with the resources available in the area and enlist assistance as necessary because local resources may have knowledge of the individual and there may be a plan in place for this person.
- 16.6.2.2.5 Check prior involvements with the person – is there information that points to a mental health impairment? Could this help explain some of the conduct being reported?
- 16.6.2.2.6 Check CAD/RMS or other resources to see if there are contacts listed or family members or acquaintances who may be useful in the encounter. Information from prior encounters may provide ways to connect with the person.

16.6.2.3 **UPON ARRIVAL AT THE SCENE**

- 16.6.2.3.1 Upon arrival and initial assessment of the situation, the officer should ask *do I need to take immediate action?* If the answer is yes, nothing in this appendix prevents an officer from doing so. If not, **slow everything down.**
- 16.6.2.3.1 Officers should consider whether summoning a trained crisis negotiator or mental health clinician would be appropriate.

16.6.3 **Response guidelines – while in the encounter**

- 16.6.3.1 Once on scene and able to assess the totality of the circumstances, officers may be able to use some of the following suggestions to facilitate a safe outcome. Time, containment, communication, self-regulation and utilization of community resources are effective tools to work toward peaceful resolution.

16.6.3.2 **CONTAINMENT**

16.6.3.2.1 Keep distance from the person whenever able, both for officer safety reasons and to avoid making the person feel trapped.

16.6.3.2.2 Try to limit the number of other influences who may be escalating the situation unknowingly (other persons on scene).

16.6.3.3 **TIME**

16.6.3.3.1 Slow down the pace of events and try to establish rapport. Try to create a non-threatening environment where conversation can occur.

16.6.3.3.2 Allow for the possibility that a successful resolution may look different than a typical police response. Expect that this will take longer than usual and do not rush to problem solving. Be open to alternative resolutions and collaboration with other stakeholders.

16.6.3.4 **SELF-REGULATION**

16.6.3.4.1 Self-regulation – controlling your own level of stress and conveying calm. Officers should be mindful to not escalate things by their own behavior.

16.6.3.4.2 Make a conscious choice to shift from enforcement mode to peaceful resolution mode. The safety of all persons trumps the need for the officer to control every movement. Be respectful. Avoid whispering or laughing. Validate the person's concerns and perspective of distress whether or not it is something you personally would find distressing.

16.6.3.4.3 Officers should continually re-assess the purpose of their presence on scene and what the desired outcome is. Focus on keeping the person and situation calm.

16.6.3.4.4 Be nice. Treat the person as a fellow human and provide the level of service that you would want if this was your loved one.

16.6.3.5 **COMMUNICATION**

16.6.3.5.1 Utilize a contact officer and a cover officer. The cover officer should ensure the environment is safe and allow the contact officer to focus on the subject. The contact officer should be the only one to talk to the subject. The contact officer should continually assess their demeanor and intensity to try and de-escalate the situation. Consider changing contact officers or changing roles among responders if things are not going well or if the contact officer loses their patience.

16.6.3.5.2 Command presence is unlikely to be effective in an encounter with a person experiencing mental impairment. Shouting or making threats is often counterproductive. Maintain your professionalism and calm

demeanor. Do not use profanity or raise your voice. Some persons experiencing certain mental impairments may experience hypersensitive hearing such that a whisper may sound like a shout.

16.6.3.5.3 Avoid directives such as “calm down” or “relax”. Consider using non-adversarial phrases such as “I see you are upset. Please tell me about it” or “What can I do to help you?” Assure the person that you are there to help and they are not in trouble (or that the trouble can be overcome).

16.6.3.5.4 Make only one request at a time or ask only one question. Ask open ended questions. Listen carefully to the responses and see if there is useful information to develop rapport or identify needs. Repeat back what they have said to you, paraphrase and check for understanding.

16.6.3.5.5 Be aware of your non-verbal cues – facial expressions, body language, tone of voice and eye contact can be effective to help de-escalate a volatile situation.

16.6.3.5.6 If an officer takes an action, assessing whether it had the desired effect or not will help inform next steps.

16.6.3.6 **COMMUNITY RESOURCES**

16.6.3.6.1 Utilize community resources such as social workers, CRISIS clinicians, military resources (if the subject is a veteran), peer support specialists or other community members with special knowledge or a connection to the subject and allow them to inform elements of the response or take the lead as appropriate.

16.6.3.6.2 Offer alternative resources as appropriate – if you gain information that the person is concerned about domestic violence or substance use, offer to connect them to community resources that do not focus on mental health.

16.7 **SPECIAL SITUATIONS**

16.7.1 **Welfare checks**

16.7.1.1 When called to check the welfare of a person, the primary objective is to help and do no harm. Most welfare checks do not involve an allegation of criminal behavior and that changes the calculus of what is reasonable. The desired outcome is to get the subject whatever help they need without unnecessary harm or trauma being inflicted through the encounter.

16.7.1.2 **DISPATCHER/CALL TAKER**

16.7.1.2.1 The call taker/dispatcher should try to ascertain as much information as possible about the situation, the subject of concern and the caller.

16.7.1.2.2 Determine the caller's basis of knowledge of the subject.

16.7.1.3 LAW ENFORCEMENT INDEPENDENT ASSESSMENT

16.7.1.3.1 The officer needs to make an independent assessment of the situation and whether police intervention is needed. Consider speaking to the complainant prior to responding. Is an in-person response required?

16.7.1.4 UPON ARRIVAL

16.7.1.4.1 On arrival, state who you are and why you are there. Try to reassure the person that you are there to help and determine that they are safe. Provide information about what would assist in resolving the concern.

16.7.1.4.2 Try to establish communication, even if through a closed door.

16.7.1.4.3 Officers should determine whether or not the person poses a risk to themselves or others. If the answer is yes, a plan should be made to take the person into protective custody. If the answer is no, the officer should consider making referrals to available resources or asking community resources to follow up with the subject.

16.7.1.5 WARRANTLESS ENTRY –CONSIDERATIONS

16.7.1.5.1 It is a basic principle of Fourth Amendment law that searches and seizures inside a home without a warrant are presumptively unreasonable. However, officers may render emergency assistance to occupants of private property who are seriously injured or threatened with such injury. The mere possibility of danger is insufficient. And, a person's mental illness does not alone create an exigent circumstance.

16.7.1.5.2 The core question is whether the facts would lead a reasonable officer to believe that there was an urgent need to render aid or take action. A warrantless search is no longer permissible once the exigency ends. The exigent circumstances rule does not apply where the police, without a warrant or any legally sound basis for warrantless entry, threaten that they will enter without permission unless admitted.

16.7.1.5.3 If police are going to make forced entry to the residence or a room, strong consideration should be given to announcing the intention to do so and allow the person an opportunity to open the door. Again, officers should not create the exigency that then requires immediate, forced entry.

16.7.1.6 Warrants for emergency examination

16.7.1.6.1 Law enforcement officers are periodically requested to take a person into custody pursuant to a warrant for emergency examination (EE). These guidelines should provide strategies for these encounters. Officers are reminded to make reasonable accommodations during service of EE warrants so long as it is feasible under the circumstances.

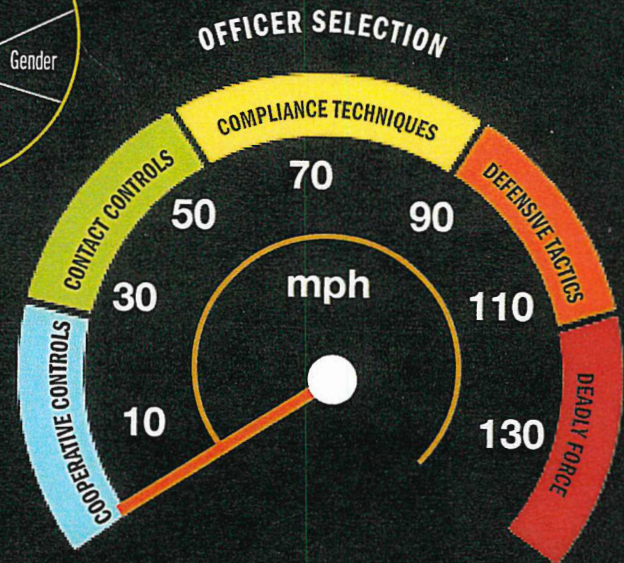
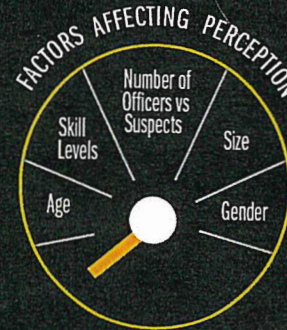
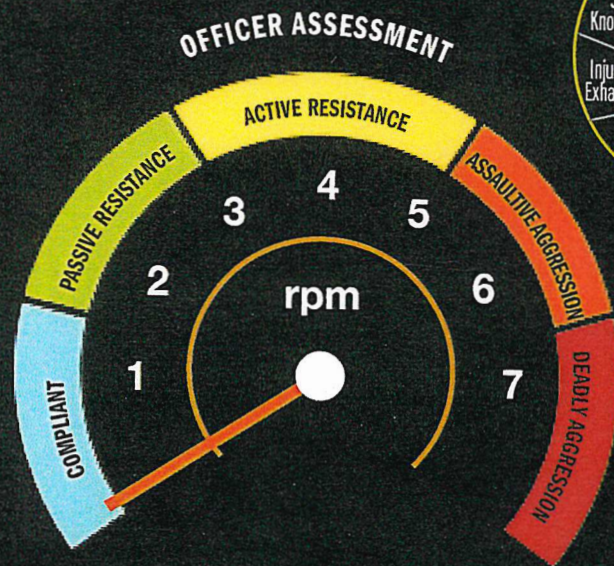
##

17.0 APPENDIX E: Police use of military equipment

17.1 UNDER CONSTRUCTION by the Vermont Criminal Justice Council's

17.1.1 *Military Equipment Acquisition Working Group*

USE OF FORCE DASHBOARD



**WARNING
PREATTACK CUES**

ASSESSMENT INFORMATION

- Obeyes directions, compliant arrest, normal enforcement contacts
- Refusing to move or respond where no physical or mechanical resistance on contact
- Pulling away, escape, struggling and not complying on physical contact where injury is less likely
- (Physical Injury) Attack on officer/other, strikes, wrestling, undirected strikes with injury potential
- (Serious physical injury/death) Weapons assault, attempted disarming, grave weaponless assault

SELECTION INFORMATION

- Compliant handcuffing, compliant escort, officer presence, voice control equipment display.
- Control holds with little or no pain compliance, non-compliant escort, other low level physical contact
- Aerosol spray, impact weapon (for anatomical compliance) or empty hand control hold, empty hand & body strikes and/or takedown
- Impact weapons strikes, empty hand and body strikes, Conductive electrical weapon
- Firearms, vehicle, neck restraint, impact weapons or other with likelihood of death or extreme injury

Memorandum

To: Police Community Advisory Board

Cc: Town of Essex Selectboard; City of Essex Junction City Council; Greg Duggan, Town Manager; Regina Mahony, City Manager; Ron Hoague, Police Chief; Police Community Advisory Board

From: Anthony Jackson Miller, Community Affairs and Public Information Officer

Re: Future Meeting Themes

Date: December 15, 2023

Issue

The issue is to inform the Police Community Advisory Board and the public about the themes of upcoming Police Community Advisory Board Meetings.

Discussion

The Essex Police Department values the input and feedback from the community and its members. As the Police Community Advisory Board was created as the conduit for the community and its concerns, it was thought it would be advantageous to give the board insight into the inner workings of the department. Each monthly meeting will have a theme and will highlight a different part of the department or its responses and its adjacent policies. In addition, it will have a subject matter expert speaking on said theme. The themes moving forward are as follows:

- ***December – Use of Force/ Response to Resistance***
- ***January – Rule 13 (Annual Training Requirements)***
- ***February – Mental Health Crisis Response***
- ***March – DV/SV Response***
- ***April – Substance Use Crisis Response***
- ***May – Recruiting and Retention/ Officer Wellness***
- ***June – VR Machine/ De-escalation***
- ***July – Community Affairs and Engagement***
- ***August – Detectives / Special Investigations***

The hope is that by introducing the board to how the department operates, it can help with facilitating conversations with the community, as well as supporting our commitment to open transparency.

Cost

n/a

Recommendation

This memo is informational.